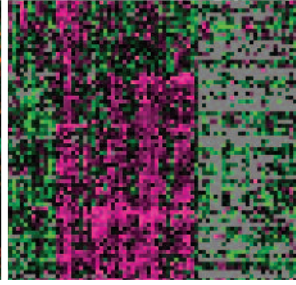
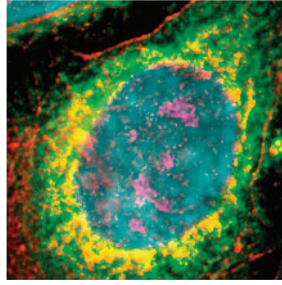
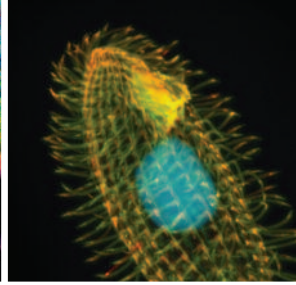
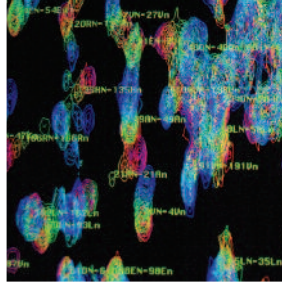

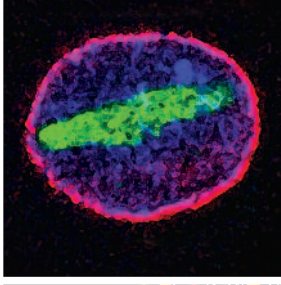
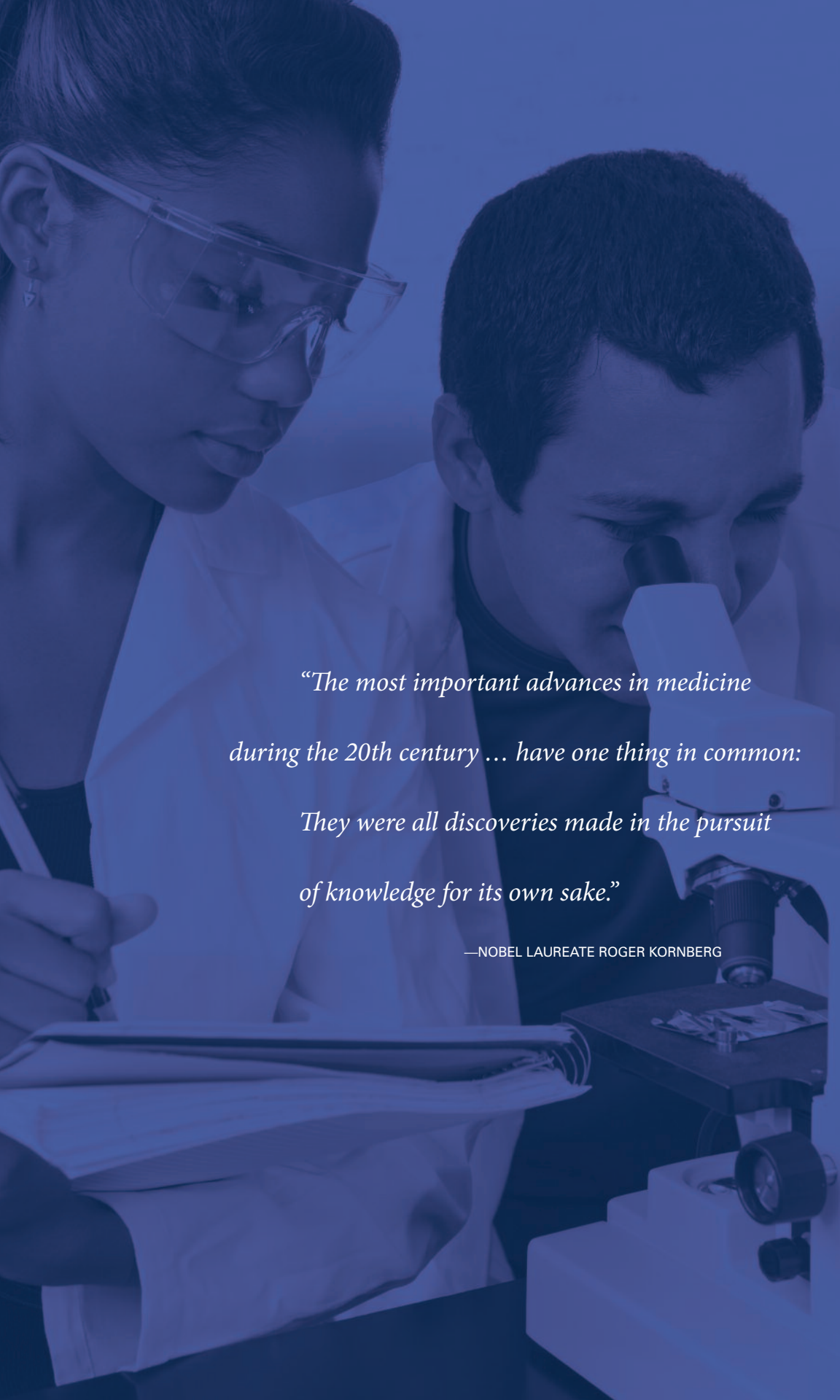


INVESTING IN DISCOVERY

AN OVERVIEW OF THE
National Institute of
General Medical Sciences



U.S. DEPARTMENT OF
HEALTH AND HUMAN SERVICES
National Institutes of Health
National Institute of General Medical Sciences



*“The most important advances in medicine
during the 20th century ... have one thing in common:
They were all discoveries made in the pursuit
of knowledge for its own sake.”*

—NOBEL LAUREATE ROGER KORNBERG

The Dance of Life

RIGHT NOW, BILLIONS OF MOLECULES are coiling, oozing or vibrating throughout your body, all part of the carefully choreographed dance of life.

Understanding those molecules, along with the cells and systems in which they function, is the mission of the National Institute of General Medical Sciences (NIGMS), a part of the National Institutes of Health.

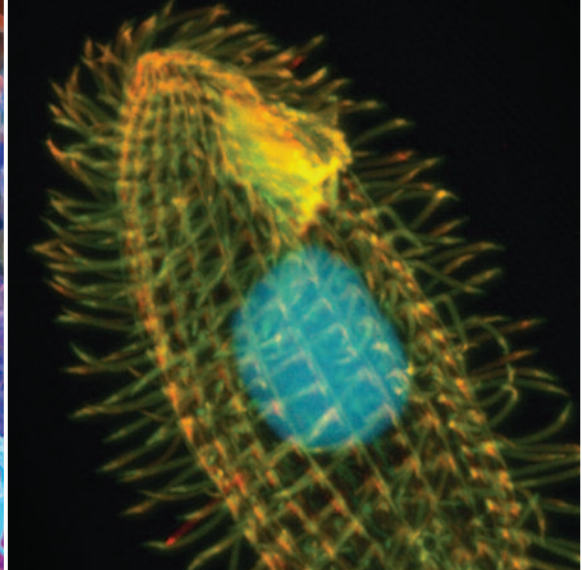
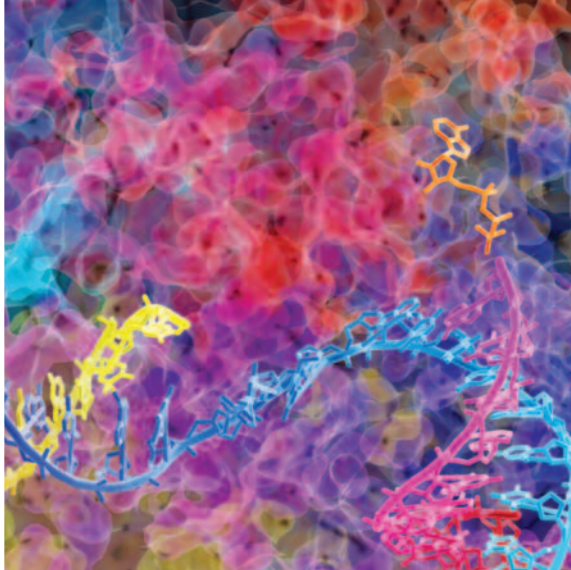
NIGMS uses the vast majority of its \$2 billion annual budget to support the research of thousands of scientists across the country who seek to understand the basics of how life works.

Knowledge gained from these investigations lays the foundation for new ways to predict, prevent, diagnose and treat disease.

The NIGMS investment also benefits local economies, fuels biotechnology and other industries, and helps the U.S. maintain its global competitiveness.

The Institute funds a broad spectrum of research, handled administratively by the divisions and center described in this brochure.

More information about NIGMS research funding opportunities is available at <http://www.nigms.nih.gov/research>.



The Division of Cell Biology and Biophysics

supports studies of the structure and function of cells and the molecules within them. Such investigations help scientists understand cellular activity in health and disease.

This division focuses on questions like:

- How do cells move, divide, communicate and sense changes in their environment?
- How are cell membranes made and maintained?
- How do viruses infect cells, develop and replicate inside them, and exit to infect other cells?
- What kinds of tools can researchers develop to visualize individual molecules and analyze biological processes in living cells?
- How can scientists use their knowledge of protein structures to develop drugs for diseases like AIDS?

This division is also responsible for directing the Protein Structure Initiative (PSI), which examines the shapes that proteins and other molecules take in order to function.

More information about this division is available at <http://www.nigms.nih.gov/about/overview/cbb.htm>.

The Division of Genetics and Developmental Biology

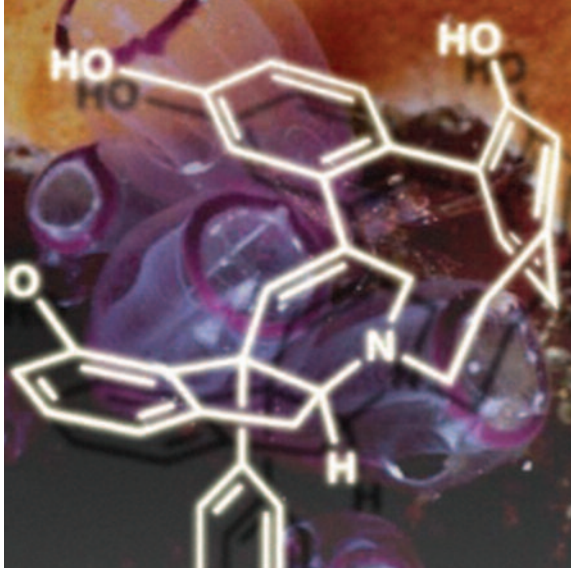
funds research on the structure of genetic material, including how that material functions, governs development, underlies inherited traits, influences behavior and affects susceptibility to diseases.

This division focuses on questions like:

- How do cells, including various kinds of stem cells, become specialized?
- How do genes control the life and death of cells and the daily (circadian) rhythms of organisms?
- How do organisms use proteins and small RNA molecules to regulate the activity of genes?
- What can we learn about human development, health and disease by studying organisms like bacteria, yeast and fruit flies?
- How and why has the genetic material of human populations changed over time?

This division also supports the Human Genetic Cell Repository, which houses a collection of carefully maintained human cell lines for use in biomedical research.

More information about this division is available at <http://www.nigms.nih.gov/about/overview/gdb.htm>.



The Division of Pharmacology, Physiology, and Biological Chemistry

supports studies in pharmacology, physiology, biochemistry and chemistry that deepen understanding of biology. This includes research on trauma, burn injury, sepsis, wound healing and the effects of drugs and anesthesia on the body.

This division focuses on questions like:

- What physiological changes occur immediately and over time when a person is critically ill or injured?
- How do enzymes generate energy and facilitate myriad other chemical reactions in our bodies?
- How do carbohydrate molecules influence the action of cells?
- How can scientists harness molecules from nature to use as drugs?
- How are medicines processed inside the body?

This division is also responsible for directing the Pharmacogenomics Research Network (PGRN), a nationwide collaboration of scientists studying how genes affect the way different people respond to medicines.

More information about this division is available at <http://www.nigms.nih.gov/about/overview/ppbc.htm>.


The Division of Minority Opportunities in Research

is the focal point for NIGMS' long-standing commitment to enhancing the diversity of the biomedical and behavioral research workforce. The division seeks to increase the number of scientists who are members of groups that have historically been underrepresented in research careers through the support of research training and professional development for students and faculty members.

This division offers programs to:

- Motivate and prepare students to pursue research careers.
- Enable students to work as part of a research team and attend research seminars and scientific meetings.
- Enhance the research and teaching skills of postdoctoral fellows and faculty members.
- Strengthen institutional science curricula and biomedical research capabilities.
- Encourage institutions to prepare students from underrepresented groups for careers in biomedical or behavioral research.

More information about this division is available at <http://www.nigms.nih.gov/minority>.



The Center for Bioinformatics and Computational Biology funds research in areas that join biology with computer science, engineering, mathematics, physics and statistics. Many projects focus on developing computational tools, including those for analyzing the large data sets created in biomedical research laboratories.

This center focuses on questions like:

- How do cells, human populations and other complicated biological systems behave under a variety of different conditions?
- What tools do researchers need in order to organize, share or visualize biological data?
- How can scientists adapt techniques and approaches from computational science, mathematics and engineering to accurately simulate, model and understand life processes?

This center also supports the Models of Infectious Disease Agent Study (MIDAS), which develops computational models to study how emerging infectious diseases might spread and be contained.

More information about this center is available at <http://www.nigms.nih.gov/about/overview/cbcb.htm>.

Training Tomorrow's Researchers

One of the Institute's highest priorities is fostering a well-prepared and diverse pool of future scientists.

NIGMS provides leadership in this area by supporting a wide range of training programs in basic biomedical sciences, interdisciplinary areas and some clinically related fields.

Through these efforts, NIGMS helps assure the continued vitality and productivity of the research enterprise.

More information about NIGMS research training and career development opportunities is available at <http://www.nigms.nih.gov/training>.



Strengthening public understanding

and appreciation of science is a key NIGMS goal.

As part of its efforts, the Institute publishes science education materials in print and online. These free resources include:

- Award-winning booklets on topics like cell biology, genetics, chemistry, pharmacology, computational biology and structural biology. Several of the booklets have additional online content.
- *Findings*, a twice-yearly magazine that showcases vibrant and diverse scientists who do cutting-edge research and lead interesting lives.
- Interactive games and crossword puzzles that teach science.
- Scientific image galleries containing downloadable photos, illustrations and videos.
- A monthly electronic newsletter that highlights recent scientific advances.

Browse and order these free resources at <http://www.nigms.nih.gov/publications>.

Supporting high-quality research

is a defining characteristic of NIGMS. Many of the Institute's grantees earn prestigious awards, including the Nobel Prize, the highest honor bestowed in science. Over its 48 years, NIGMS has funded the Nobel Prize-winning work of 73 scientists, including at least one winner every year since 1997. Among their discoveries:

- Translating the genetic code and explaining how it functions.
- Defining the internal organization of cells using electron microscopy and other techniques.
- Finding that RNA can act as a catalyst, controlling and directing cellular functions.
- Discovering restriction enzymes, which cut DNA at precise locations and are a cornerstone of the biotechnology industry.
- Identifying proteins that trigger a cell's response to outside signals and are involved in normal activities as well as diseases like cancer, cholera and diabetes.

A complete list of NIGMS-funded Nobelists is at http://www.nigms.nih.gov/NIGMS_Nobelists.



National Institute of
General Medical Sciences

NIH Publication No. 10-7611
May 2010
<http://www.nigms.nih.gov>

 Printed on partially recycled paper.

Read, Share, Recycle.

Discrimination Prohibited

Under provisions of applicable public laws enacted by Congress since 1964, no person in the United States shall, on the grounds of race, color, national origin, handicap, or age, be excluded from participation in, be denied the benefits of, or be subjected to discrimination under any program or activity (or, on the basis of sex, with respect to any education program or activity) receiving Federal financial assistance. In addition, Executive Order 11141 prohibits discrimination on the basis of age by contractors and subcontractors in the performance of Federal contracts, and Executive Order 11246 states that no federally funded contractor may discriminate against any employee or applicant for employment because of race, color, religion, sex, or national origin. Therefore, the programs of the National Institute of General Medical Sciences must be operated in compliance with these laws and Executive Orders.

Accessibility

This publication can be made available in formats that are more accessible to people with disabilities. To request this material in a different format, contact the NIGMS Office of Communications and Public Liaison at 301-496-7301; send e-mail to info@nigms.nih.gov; or write to the office at the following address: 45 Center Drive MSC 6200, Bethesda, MD 20892-6200.

If you have questions or comments about this publication, you can use the same contact information to reach the writer, Alisa Zapp Machalek.

Additional Copies and Web Links

To order additional copies of *Investing in Discovery* or other free NIGMS publications, go to <http://publications.nigms.nih.gov/order> or use the contact information above.

Investing in Discovery and information about the images in it are available online at <http://publications.nigms.nih.gov/NIGMSbrochure>.